

Art. N°

ML-PRESET-1

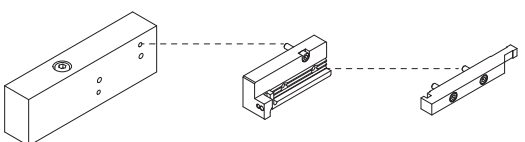
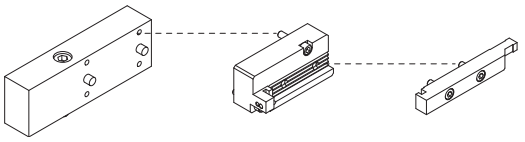
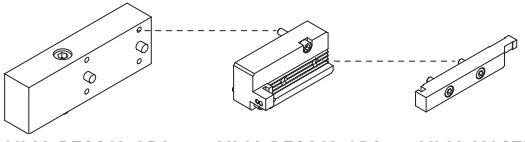
ML-PRESET-2

Banc de pré réglage

Voreinstellgerät

Presetting device

ML12 / ML16

Type Typ Type	Fabricant Hersteller Manufacturer	Machines Maschinen Machines	Adaptateurs et jauges d'étalonnage Adapter und Einstellehre Adaptators and master gauges	
ML12	CITIZEN	C12/C16	 <p>ML12-AD1 ML12-AD2 ML12-MASTER</p>	
		L12-1M7		
		L12-2M10		
		M16 V/VIII		
		R04		
		R07		
	HANWHA	XD20M		
	METAFIL	D3/D10/D13		
		SB-12RG		
	STAR	SR10-J		
		SW-12RII		
	TORNOS	DECO7/10 - EvoDECO 10		
		SwissNano/SwissNano 7		
		DT13		
CT20				
GT13				
TSUGAMI	B074			
	B075			
	P034			
ML16	CITIZEN	K12/K16/K12E/K16E	 <p>ML16/20-AD1 ML16-AD2 ML16-MASTER</p>	
		L16/L20		
		L20E		
	HANWHA	SL12/16		
	MANUHRIN	KMX 426/526/626/Swing 20-26 MM		
		SA-12/SA-16/SA-16R		
		SB-16		
		SB-16/20RG		
		SB-20C/E		
		SR-20J/SR-20RIII		
		SR-20JII-A/B		
		SR-16R/SR-20R/SR-20RII		
		SR-20RIII/SR-20J		
		SR-20RIV		
		SR-32J		
		SV-12/20/ SV-20R		
		SW-20R		
		TORNOS		DECO20/26 - EvoDECO20/32
				SIGMA20/32
				DT26
GT26				
GT32				
ML16	TORNOS	DECO13-EvoDECO16	 <p>ML16-DECO13-AD1 ML16-DECO13-AD2 ML16-MASTER</p>	
		ST26		